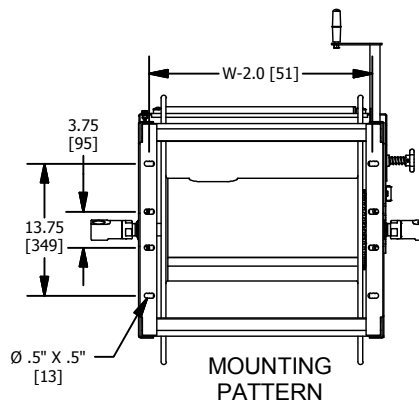


MOTOR DRIVE SYSTEM	DIMENSION "M" in[mm]	ADD TO WEIGHT lb [kg]
ELECTRIC MOTOR: 1/3 HP (12VDC,24VDC) (REVERSABLE)	4.88 [124]	13 [6]
ELECTRIC MOTOR: 1/2HP (12V & 24V DC,115V AC)(REVERSABLE)	6.59 [167]	26 [12]
AIR MOTOR (4 VANE, ALUMINUM)	3.93 [100]	8 [4]
HYDRAULIC	3.77 [96]	6 [3]

\*\*ALL DIMENSIONS ROUNDED TO THE .25" AND 1mm

MODEL	dW in[mm]	W in[mm]	Y in[mm]	CAPACITY(-4)		CAPACITY(-6)		WEIGHT lbs[Kg]
				1/2" (7/8" OD) ft[m]	1"(1-7/16"OD) ft[m]	3/8"(3/4") ft[m]	3/4"(1-1/4") ft[m]	
1275-4-50	8 [203]	18.875 [480]	16 [406]	50 [15]		70 [21]		40 [18]
1275-4-100	12 [305]	22.875 [581]	16 [406]	100 [31]		140 [43]		42 [19]
1275-4-150	18 [457]	28.875 [733]	16 [406]	150 [46]		200 [61]		47 [21]
1275-4-200	24 [610]	34.9 [886]	16 [406]	200 [61]		300 [91]		56 [25]
1275-6-50	13.5 [343]	29 [737]	18.87 [480]		50 [15]		60 [18]	63 [29]
1275-6-75	13.5 [343]	29 [737]	20.37 [510]		75 [23]		110 [33]	68 [31]
1275-6-100	20 [508]	35.625 [905]	20.37 [510]		100 [31]		155 [47]	74 [33]
1275-6-150	20 [508]	35.625 [905]	22.6 [573]		150 [46]		200 [61]	88 [40]

\* DENOTES REDUCER REQUIRED- WILL AFFECT PRESSURE/ VOLUME TRANSFER



**PART NUMBER**

CAPACITY:  4  6  8  10  15  20  30  40  50  60  75  100  150

COLOR:  B  G  K  N  R  W

ROLLERS & SETUP:  S  T  U

PLUMBING SIZE: 4 = 1/2" 6 = 1"

CRANK/MOTOR OPTIONS:  1  2  3  4  5  6  7  8  9  10

SPECIFICATIONS		
FEATURE	SPEC.	OPTION
PRESSURE	3000 PSI [275 BAR]	CONTACT COX REPS
TEMPERATURE	-40 F TO 225 F [-40 C TO 107 C]	-60 F TO 400F [-51 C TO 204 C] (HOSE DEPENDANT)
INLET THREAD	NPT FEMALE	BSP OR MALE ADAPTER
OUTLET THREAD	NPT FEMALE	BSP OR MALE ADAPTER

MATERIAL SPECIFICATIONS		
COMPONENT	MATERIAL	OPTIONS
PLUMBING	STEEL	-
SWIVEL	BRASS (1/2") NI-PLATED STEEL(1")	Zn OR NI-PLATED STEEL, 316 STAINLESS STEEL
SEALS	NITRILE	VITON, EPDM, AFLAS
REEL	STEEL	-
BEARINGS	BRONZE, SELF LUBE	-
FINISH	BLUE POLYESTER POWDER COAT (B)	RED(R), GREEN(N), WHITE(W), BLACK [WRINKLE(C)/GLOSS(K)], GREY(G)

**UNLISTED OPTIONS & CUSTOM REELS**

NOT ALL OPTIONS ARE LISTED. CONTACT YOUR SALES REPRESENTATIVE OR FACTORY FOR ADDITIONAL OPTIONS & CUSTOM MODIFICATIONS

**COXREELS**

5865 S Ash Avenue Tempe, Az 85283  
1-800-COX-REEL www.coxreels.com

THIS DOCUMENT CONTAINS PROPRIETARY INFORMATION AND IS THE PROPERTY OF COXREELS, INC. THE COPYING, DISTRIBUTION AND UTILIZATION OF THIS CONTENT TO OTHERS WITHOUT THE WRITTEN AUTHORIZATION OF COXREELS, INC., IS PROHIBITED.

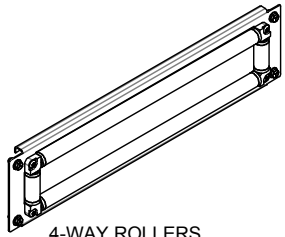
TITLE:

**1275 SERIES**

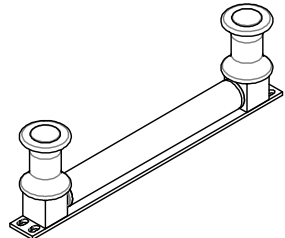
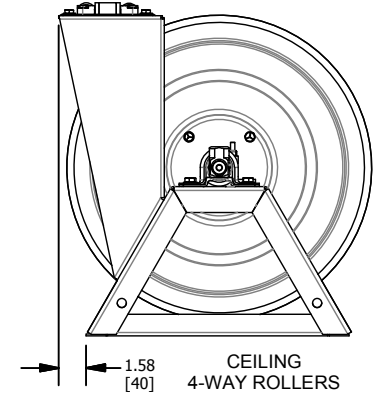
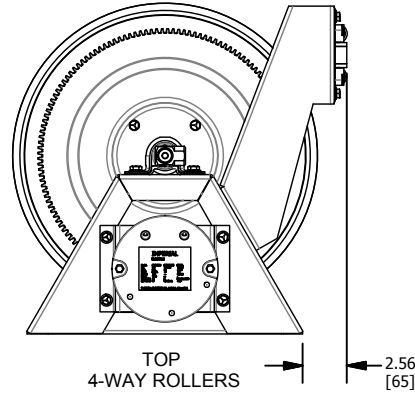
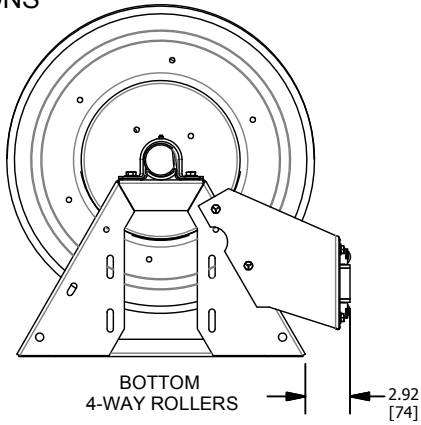
DWG. NO.:	1275 SERIES	REV.
3RD ANGLE	INTERPERT PER ASME : Y14.5M-1994 DO NOT SCALE DWG.	SIZE: A SHT:1 OF:2

ROLLER BRACKET OPTIONS

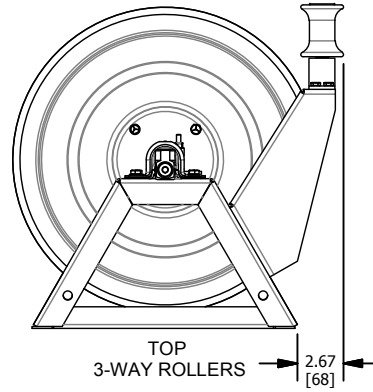
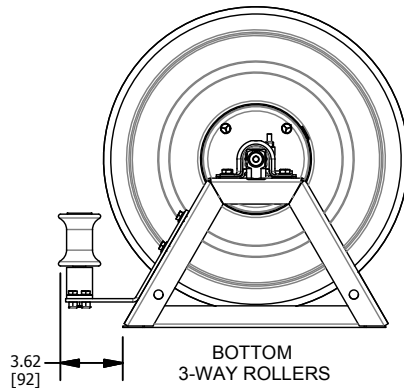
in[mm]



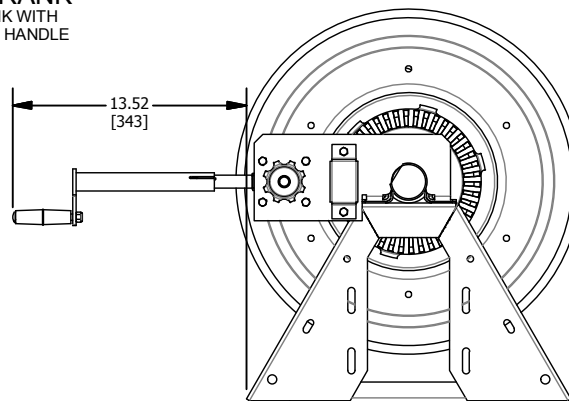
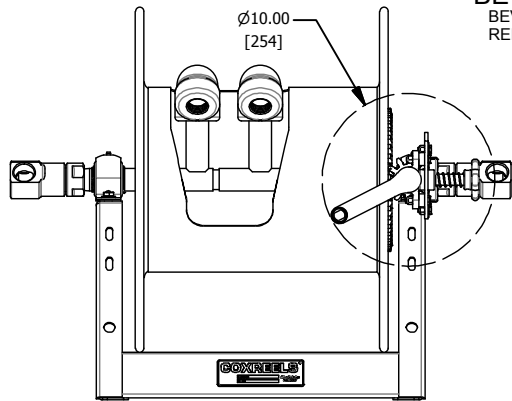
4-WAY ROLLERS  
STAINLESS STEEL  
Ø1" ROLLERS



3-WAY ROLLERS  
STAINLESS STEEL  
Ø1.5" ROLLER  
CHROME PLATED  
STEEL SPOOLS



BEVEL CRANK  
BEVEL CRANK WITH  
REMOVABLE HANDLE



**COXREELS**  
5865 S Ash Avenue Tempe, Az 85283  
1-800-COX-REEL www.coxreels.com  
THIS DOCUMENT CONTAINS PROPRIETARY  
INFORMATION AND IS THE PROPERTY OF COXREELS,  
INC. THE COPYING, DISTRIBUTION AND UTILIZATION  
OF THIS DOCUMENT AS WELL AS COMMUNICATION  
OF ITS CONTENT TO OTHERS WITHOUT THE WRITTEN  
AUTHORIZATION OF COXREELS, INC., IS PROHIBITED.

TITLE: <b>1275 SERIES OPTIONS</b>		REV. -
DWG. NO.:	1275 SERIES	SIZE: A
3RD ANGLE 	INTERPERT PER ASME : Y14.5M-1994 DO NOT SCALE DWG.	SHT:2 OF: 2